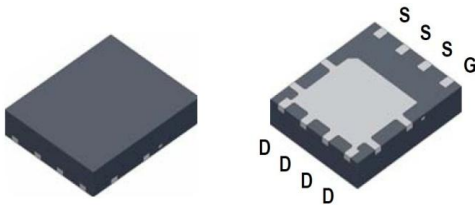


PK632BA

N-Channel Enhancement Mode MOSFET

PRODUCT SUMMARY

$V_{(BR)DSS}$	$R_{DS(ON)}$	I_D
30V	3.3m Ω @ $V_{GS} = 10V$	78A



PDFN 5X6P

ABSOLUTE MAXIMUM RATINGS ($T_A = 25\text{ }^\circ\text{C}$ Unless Otherwise Noted)

PARAMETERS/TEST CONDITIONS	SYMBOL	LIMITS	UNITS	
Drain-Source Voltage	V_{DS}	30	V	
Gate-Source Voltage	V_{GS}	± 20	V	
Continuous Drain Current ³	I_D	$T_C = 25\text{ }^\circ\text{C}$	78	
		$T_C = 100\text{ }^\circ\text{C}$	49	
Pulsed Drain Current ¹	I_{DM}	150	A	
Continuous Drain Current	I_D	$T_A = 25\text{ }^\circ\text{C}$		20
		$T_A = 70\text{ }^\circ\text{C}$		16
Avalanche Current	I_{AS}	40		
Avalanche Energy	$L = 0.1\text{mH}$	E_{AS}	80	mJ
Power Dissipation	P_D	$T_C = 25\text{ }^\circ\text{C}$	36	W
		$T_C = 100\text{ }^\circ\text{C}$	14	
Power Dissipation	P_D	$T_A = 25\text{ }^\circ\text{C}$	2.6	W
		$T_A = 70\text{ }^\circ\text{C}$	1.6	
Operating Junction & Storage Temperature Range	T_J, T_{stg}	-55 to 150	$^\circ\text{C}$	

THERMAL RESISTANCE RATINGS

THERMAL RESISTANCE	SYMBOL	TYPICAL	MAXIMUM	UNITS
Junction-to-Ambient ²	$R_{\theta JA}$		48	$^\circ\text{C} / \text{W}$
Junction-to-Case	$R_{\theta JC}$		3.4	

¹Pulse width limited by maximum junction temperature.

²The value of $R_{\theta JA}$ is measured with the device mounted on 1in² FR-4 board with 2oz. Copper, in a still air environment with $T_A = 25^\circ\text{C}$.

³Package limitation current is 40A.

PK632BA

N-Channel Enhancement Mode MOSFET

ELECTRICAL CHARACTERISTICS (T_J = 25 °C, Unless Otherwise Noted)

PARAMETER	SYMBOL	TEST CONDITIONS	LIMITS			UNITS
			MIN	TYP	MAX	
STATIC						
Drain-Source Breakdown Voltage	V _{(BR)DSS}	V _{GS} = 0V, I _D = 250μA	30			V
Gate Threshold Voltage	V _{GS(th)}	V _{DS} = V _{GS} , I _D = 250μA	1.5	1.9	2.35	
Gate-Body Leakage	I _{GSS}	V _{DS} = 0V, V _{GS} = ±20V			±100	nA
Zero Gate Voltage Drain Current	I _{DSS}	V _{DS} = 24V, V _{GS} = 0V			1	μA
		V _{DS} = 20V, V _{GS} = 0V, T _J = 55 °C			10	
Drain-Source On-State Resistance ¹	R _{DS(ON)}	V _{GS} = 4.5V, I _D = 16A		3	4	mΩ
		V _{GS} = 10V, I _D = 20A		2.1	3.3	
Forward Transconductance ¹	g _{fs}	V _{DS} = 5V, I _D = 20A		62		S
DYNAMIC						
Input Capacitance	C _{iss}	V _{GS} = 0V, V _{DS} = 15V, f = 1MHz		2096		pF
Output Capacitance	C _{oss}			393		
Reverse Transfer Capacitance	C _{rss}			229		
Gate Resistance	R _g	V _{GS} = 0V, V _{DS} = 0V, f = 1MHz		1.5		Ω
Total Gate Charge ²	Q _g	V _{GS} = 10V		42		nC
		V _{GS} = 4.5V		22		
Gate-Source Charge ²	Q _{gs}	V _{DS} = 15V, V _{GS} = 10V, I _D = 20A		6.6		
Gate-Drain Charge ²	Q _{gd}			11		
Turn-On Delay Time ²	t _{d(on)}	V _{DS} = 15V, I _D ≅ 20A, V _{GS} = 10V, R _{GEN} = 6Ω		25		nS
Rise Time ²	t _r			15		
Turn-Off Delay Time ²	t _{d(off)}			54		
Fall Time ²	t _f			17		
SOURCE-DRAIN DIODE RATINGS AND CHARACTERISTICS (T_J = 25 °C)						
Continuous Current ³	I _S				36	A
Forward Voltage ¹	V _{SD}	I _F = 20A, V _{GS} = 0V			1	V
Reverse Recovery Time	t _{rr}	I _F = 20A, di _F /dt = 100A / μS		28		nS
Reverse Recovery Charge	Q _{rr}			15		nC

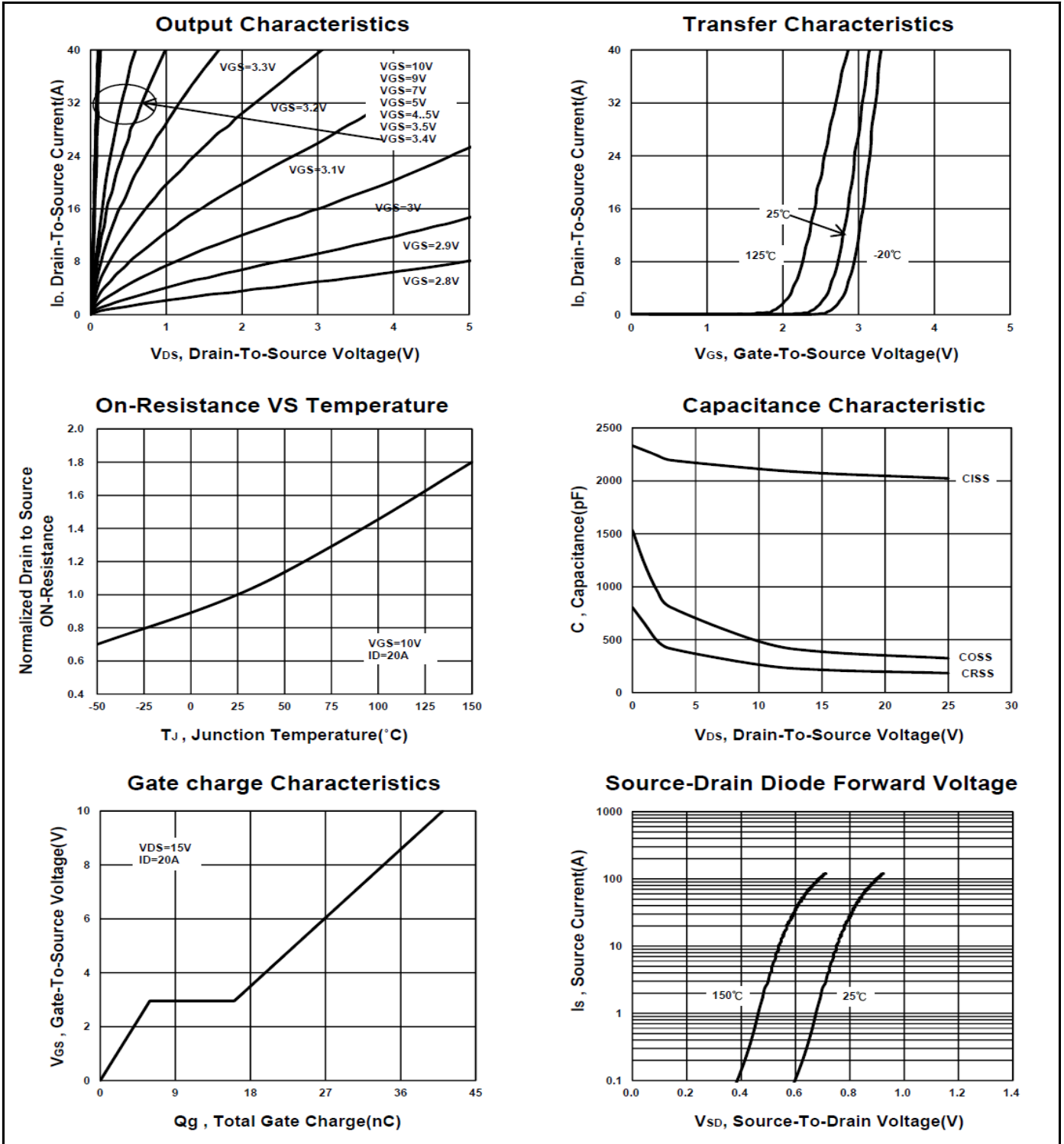
¹Pulse test : Pulse Width ≤ 300 μsec, Duty Cycle ≤ 2%.

²Independent of operating temperature.

³Package limitation current is 40A.

PK632BA

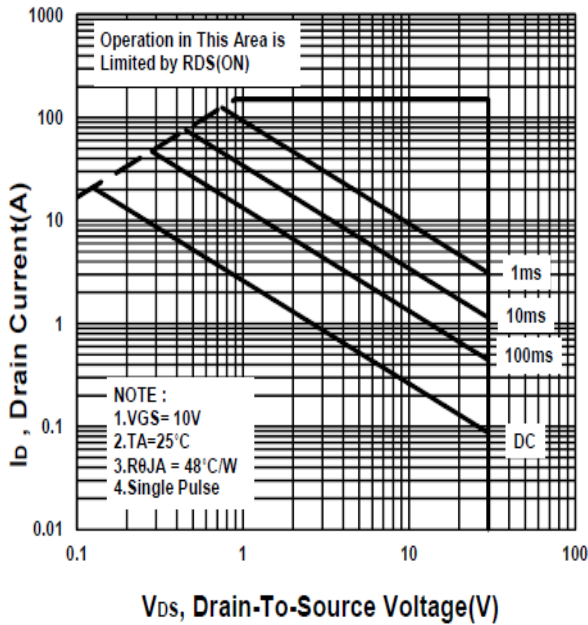
N-Channel Enhancement Mode MOSFET



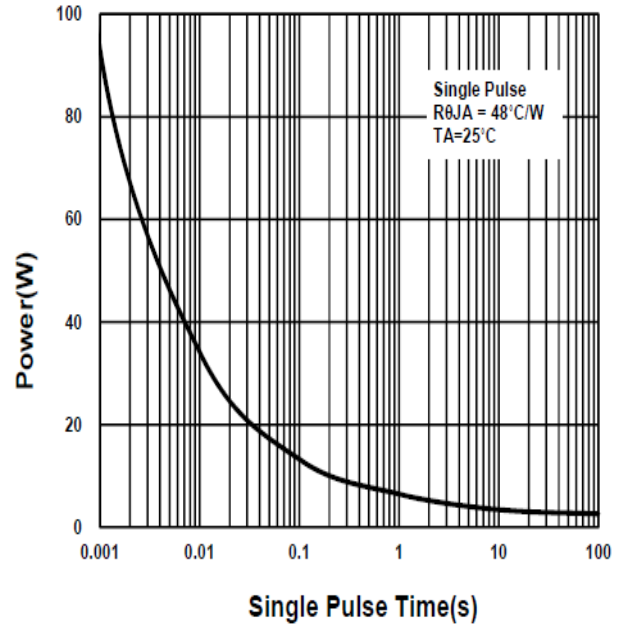
PK632BA

N-Channel Enhancement Mode MOSFET

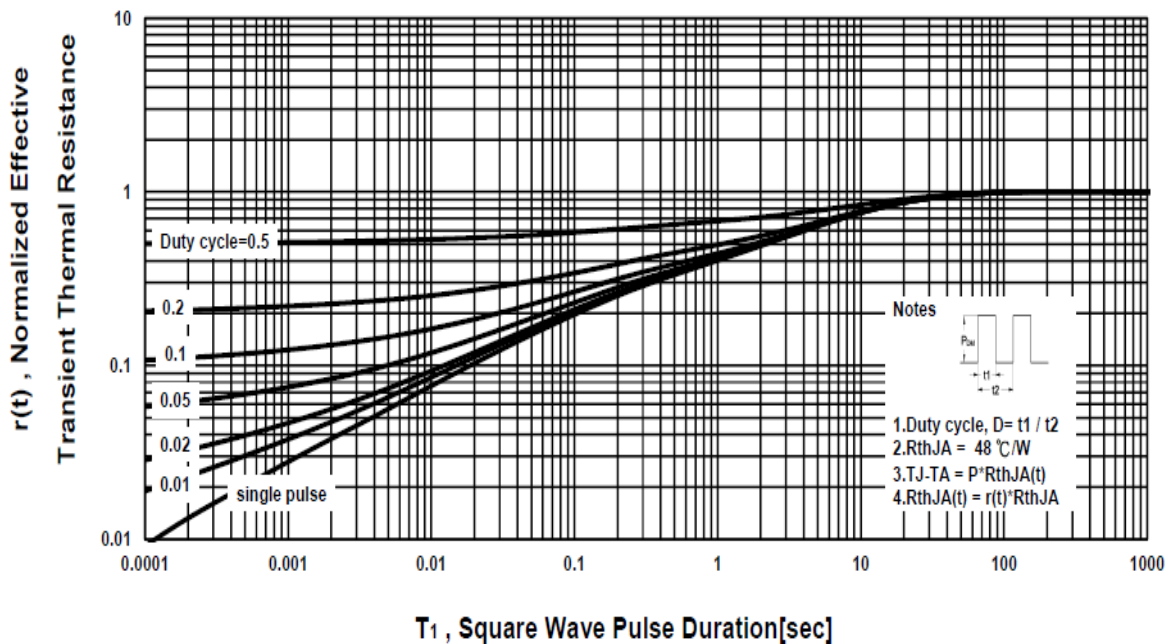
Safe Operating Area



Single Pulse Maximum Power Dissipation



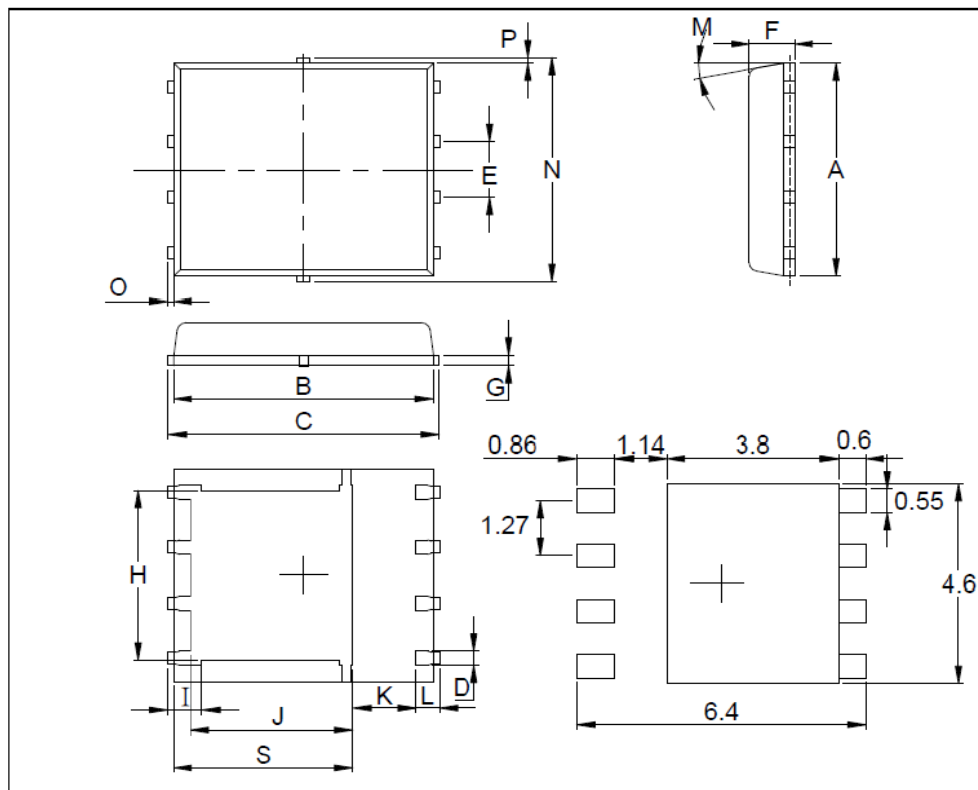
Transient Thermal Response Curve



PK632BA
N-Channel Enhancement Mode MOSFET

PDFN 5x6P MECHANICAL DATA

Dimension	mm			Dimension	mm		
	Min.	Typ.	Max.		Min.	Typ.	Max.
A	4.8		5.15	J	3.33		3.78
B	5.44		5.9	K	0.9		
C	5.9		6.35	L	0.35		0.712
D	0.33		0.51	M	0°		12°
E		1.27		N	4.8		5.5
F	0.8		1.25	O	0.05		0.3
G	0.15		0.34	P	0.06		0.2
H	3.61		4.31	S	3.69		4.19
I	0.35		0.71				



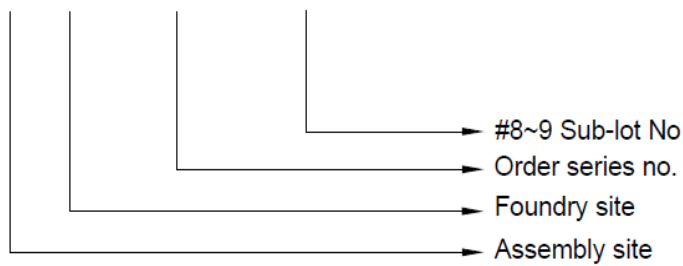
PK632BA

N-Channel Enhancement Mode MOSFET

C. Lot.No. & Date Code rule

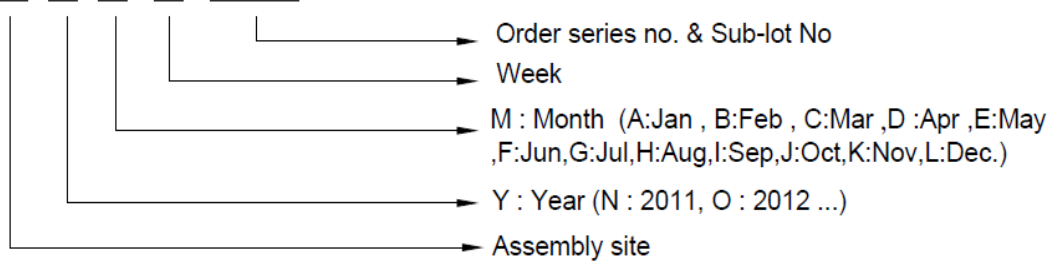
1.LOT.NO.

M N 15M21 03



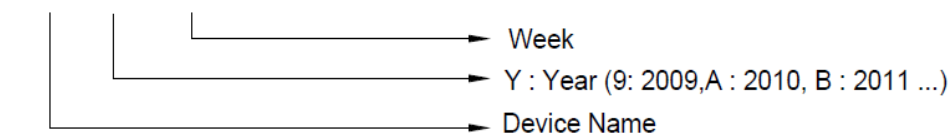
2.Date Code

D Y M X XXX



3.Date Code (for Small package)

XX Y WW





PK632BA

N-Channel Enhancement Mode MOSFET

D.Label rule

标签内容(Label content)



1	Label Size	30 * 90 mm
2	Font style	Times New Roman or Arial (或可区分英文” 0” 和数字” 0” , ” G 和” Q” 的字型即可)
3	Great Power	Height: 4 mm
4	Package	Height: 2 mm
5	Date	Height: 2 mm Shipping date: YYYY/MM/DD, ex. 2008/09/12
6	Device	Height: 3 mm (Max: 16 Digit)
7	Lot	Height: 3 mm (Max: 9 Digit) Sub lot
8	D/C	Height: 3 mm (Max: 7 Digit)
9	QTY	Height: 3 mm (Max: 6 Digit) Thousand mark is no needed
10	Pb Free label	 Diameter: 1 cm bottom color: Green Font color: Black Font style: Arial
11	Halogen Free label	 Diameter: 1 cm bottom color: Green Font color: Black Font style: Arial
12	Scan info	Device / Lot / D/C / QTY , Insert “ / “ between every parts. for example: P3055LDG/G12345601/GGG2301/2000 DPI (Dots per inch): Over 300 dpi Code : Code 128 Height: 6 mm at least